



Microsoft®

# Experience more

Put digital entertainment at your fingertips with Microsoft® Windows® XP Media Center Edition

- ➔ Pause and record live TV and radio\*
- ➔ Chat online through your TV\*\*
- ➔ Enjoy powerful PC performance
- ➔ Achieve it all using one remote control!

\*TV and radio features may vary by manufacturer \*\*Connectivity may require equipment purchased separately. Service plan may be required for internet access. See device manufacturer or service provider for details



Microsoft  
**Windows<sup>XP</sup>**  
Media Center Edition



Tip! Bring your PC into the living room and access all your media there!

# ⇒ Control your home media experience

No matter how you use and enjoy your digital media, you need a great device from which you can control it all



The potential of home entertainment has never been brighter. The last few years have seen new developments that have changed how you can enjoy digital media.

You can now enjoy instant high-quality photos, carry music in your pocket, or watch films exactly as the director intended.

Whatever your age and experience you can benefit. As you can see here, everyone

wants different things from digital media, but all have similar problems. You can go anywhere with a digital camera or audio player, but you always have to go back to your PC room to load them up, rather than relaxing in the living room.

Here too, your TV, DVD player and stereo offer formidable home-entertainment power, but having them as separate devices is never fun. You're left with a tangle of wiring and various remote controls –

## **Tim, 9, Edinburgh**

Tim's an avid technology user. He divides much of his time at home between his PC and the TV, and he can use both better than his parents. He wants to be able to watch television and DVDs, play the games he's used to on his PC, and stay in touch with his friends all the time – they're all used to chatting on Windows Messenger as they do their homework.

[DISCOVER GAMES ON PAGE 13](#)





### **Ken, 66, Southampton**

Ken is new to digital media, but learning fast. He's upgraded the digital camera he got last Christmas, and has his eye on a digital video camera. He doesn't enjoy processing the pictures, though – he struggles with using his PC, and doesn't like crowding round it to show people shots.

[DISCOVER PHOTOS ON PAGE 8](#)

wouldn't it be easier if they were all combined? Then there are times you'd like to show off your digital photos or home video, but have to go back to your PC to burn them onto CD.

It doesn't have to be this way. These people all have different needs from their home

entertainment, but would benefit from it all being in one place with one remote control – a single button to give you control of what you can do and how to do it. That's where Windows XP Media Center comes in.



### **Deborah, 40, Basingstoke**

Deborah has a busy job, and likes to relax in the evening in front of the TV. With two kids, however, she often misses programmes unless she sets the video. As a mum she also has lots of her own digital photos that she wants to share with relatives, but doesn't want to spend her time sitting in front of a PC.

[DISCOVER TV ON PAGE 10](#)

### **Kim, 23, York**

Kim couldn't live without her digital music player – she's already copied her entire CD collection onto it, and now buys music from online stores. She doesn't like sitting at the PC to sort through the thousands of files she's accumulated though; she'd rather do it in the comfort of her living room, where she can listen to music on her main stereo and enjoy watching a DVD.

[DISCOVER MUSIC ON PAGE 6](#)



Tip! Some models come equipped for wireless internet access

# ⇒ Your media solution

Combine your TV, DVD player and stereo, and revolutionise your home entertainment today with a Media Center PC

## THE OFFICE

Media Center is built on Windows XP Professional Edition, so you can use it in your office and enjoy the same power and flexibility as on a full PC. Then push the green button on the remote to enjoy TV, music, digital photos, movies and radio\*.

## THE KITCHEN

Media Center's versatility means you can put it anywhere in the home – an all-in-one design replaces any TV or stereo, with more features. The Media Center Extenders (due in the UK next year) will enable wireless connections to other devices\*\*.

4 Experience more with Microsoft Windows XP Media Center Edition 2005

Windows XP Media Center is the next step in home entertainment: bringing the features and processing power of your PC into the centre of your digital media experience, concealing all complications and enabling you to enjoy everything through one simple,

sofa-friendly interface. From the word go you've got all the excellent multimedia features of your PC – the ability to store thousands of photos, songs and movies – contained within a control system that's just as easy as a normal television set.

That's only the tip of the iceberg, though; you can also listen to the radio, watch and pause live TV\*, record it to the hard drive or DVD disc\*\*, and much, much more\*\*\*. Because you can have it permanently connected to the internet, you can enjoy instant up-to-date television listings, fresh music or video to download to your hard drive, and services specifically tailored for Media Center users. In addition, it's all built on Windows XP Professional Edition, so you have an excellent PC into the bargain; you can create files, use email, browse the internet and achieve everything you'd expect from a new desktop PC.

Best of all, it's easy to fit it into your home. With a huge range of different designs available, you're sure to find something that suits your tastes. Whether you want to enliven your office with TV playback, set up a source of endless entertainment in a child's bedroom or pipe your downloaded digital music files through the stereo in your living room, there's an option to suit every purpose from dozens of well-known PC and home entertainment manufacturers. Installation is simple, the remote control is easy to use, and the entertainment potential is massive.

## Take it with you

The power of a Windows XP Media Center PC doesn't have to stay in your home – you also have the option to take all your digital media with you



using the new Portable Media Centers. These fully featured handheld devices with built-in video screens, which are currently available separately from Creative and iRiver, enable you to enjoy not only music, but also digital photos, video and recorded TV.

They also connect seamlessly to any Windows XP Media Center PC. Simply plug it in and you can automatically synchronise content from the sofa with your remote control.

Share your photos (see page 9).

### THE LIVING ROOM

Having the power of a PC doesn't mean you need a big beige box to hold it. Media Centers can sit unnoticed with your TV or hi-fi, even with all their functionality. Hook one up in your living room and you can replace your DVD player, VCR, and even your TV – you'll also get support for 5.1 and 7.1 surround sound.

Experience more with Microsoft Windows XP Media Center Edition 2005



Tip! Press the My Music button on your remote to get here quickly...

## ➔ My Music

A Media Center PC can store, organise and play all of your music collection, and you can easily transfer it to a portable device

### NOW YOU CAN...

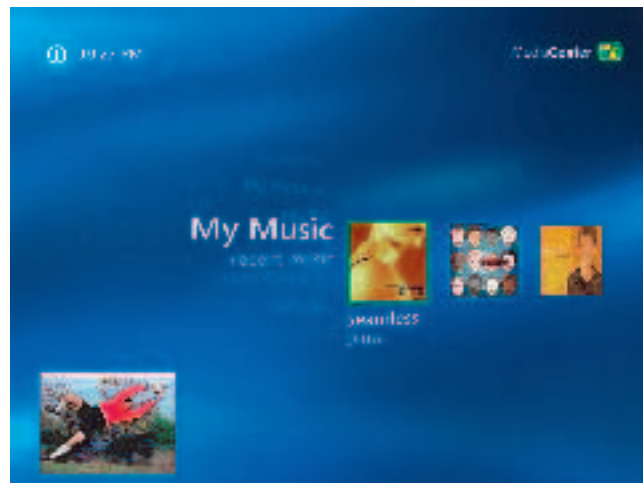
- ➔ Listen to, pause, and record live radio broadcasts\*
- ➔ Buy new music online using your remote control
- ➔ Take your tunes anywhere, stored on a portable audio player\*\*

If you've missed the digital music revolution over the last few years, now's the time to join in: recording your CDs to your PC enables you to store a mind-boggling number of tracks that you can organise far more comprehensively than an alphabetised shelf of discs next to your stereo ever could.

Windows XP Media Center Edition provides a great location for you to get started. Pop in a CD and it can automatically copy it to the hard drive\*\*, as well as download track listings and the album cover art, laying the foundation for a comprehensive music archive. Don't worry if your tastes run to older music – additional

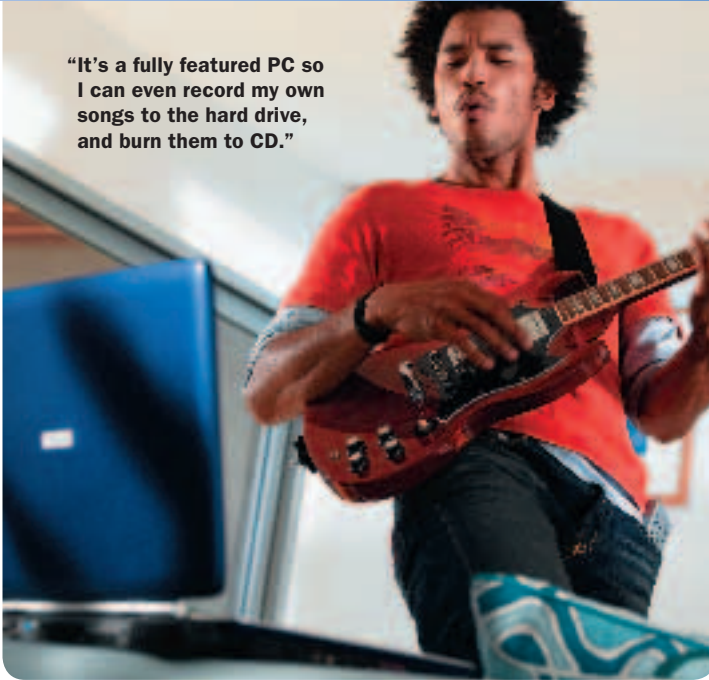
software is available that enables you to copy LPs and cassettes too\*\*\*. Best of all, for the minimum fuss and effort, direct your remote control to the Online Spotlight area, and download music directly from an online store – see the Online Spotlight panel for more details.

Once you've built a collection, the excellent music library makes searching through it simple. You can search by title, genre, and even contributing artist – which is a great help when you're tracking down obscure collaborations – and set your findings playing immediately. With built-in support for a wide variety of music formats, plus 5.1 and 7.1



The three albums that you've most recently listened to are listed directly in a fly-out from the My Music menu.

**“It’s a fully featured PC so I can even record my own songs to the hard drive, and burn them to CD.”**



## Online Spotlight

Buying your music online is a vast improvement over searching for what you want in a music shop. Online stores such as MSN® Music offer thousands of tracks from every artist imaginable; once you’ve found a track you like you simply hit Buy to download it. The pricing is more flexible, too: you can listen to a short clip for free, or the whole track for 1p. If you then decide you want to download and keep it, this will cost

surround sound, you can be sure of superior playback, and you can enjoy how your music looks thanks to the evocative visualisation effects – particularly if your Media Center PC is linked to your main TV. There’s even the option of a FM radio tuner on some models, so you can record or pause a live audio stream with your remote.

However, the advanced features of a Media Center PC go much deeper. From the moment you start, it monitors what you listen to – and how often; it then generates automatic playlists so you can instantly list tracks tailored to your taste. If you’d prefer to create your own you can do so with ease: head into Media Player 10 in Windows XP itself – just one of the times when you can switch from Media Center

to the versatility of a fully featured PC. You don’t have to confine your creations to your hard drive, either. A few presses on the remote enable you to burn your playlist to CD or DVD\*\*\*; if you have a personal audio player then you can also plug it in and stock it up easily.

There’s an even richer experience, in the form of the new Portable Media Centers. With these, you can take all your Media Center content away with you to experience anywhere – you can listen to music and view photos when you’re out and about. Copying over your content is simple – just connect your device to instantly synchronise the tracks and add your freshly bought content for portable enjoyment.

**COMING UP NEXT: What Media Center can do for your photos**



you just 69p. Naturally, it’s all done through the all-powerful Media Center remote control, enabling you to build a mighty music collection without opening a single CD case.

*Find Online Spotlight from the main menu!*

\*Radio features may vary by computer manufacturer  
\*\*Available separately \*\*\*Where relevant, please ensure you have permission from the copyright owner



Tip! See your images come alive with zoom and pan effects.

## ➔ My Pictures

Edit your digital memories to remove flaws, and then share them easily on your Media Center PC or Portable Media Center device

### NOW YOU CAN...

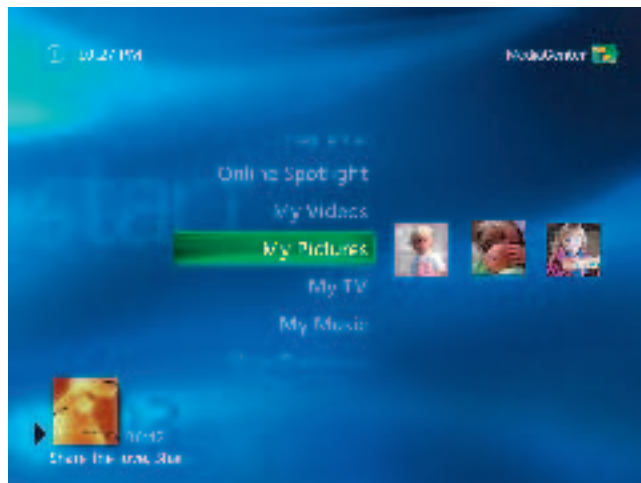
- ➔ Edit photos from the sofa with your remote control
- ➔ Create photo slide shows and watch them with music
- ➔ Share your photos by burning to CD\*\*

The most significant strength of a digital camera is also one of its greatest weaknesses. It's fantastic to be able to take hundreds of images instantly and effortlessly, deleting any that are unsuccessful and experimenting with different shots. Showing the images to your friends and relatives afterwards, however, has always required either a printer, or additional software to create a slide show of your pictures.

Fortunately, Windows XP Media Center Edition deals with this with ease. It enables you to not only quickly transfer your image files off your digital camera and onto the safety of your hard drive, but also to tidy

them up and ready them for presentation. Almost all Media Center PC designs come with a card reader; if you insert your card into it your photos will automatically copy over, and it will present you with the options to display them.


You can then view your images instantly by using your remote control to launch a photo slide show – if you're using your Media Center PC in your living room this is a fantastic way to show off your shots; you can also skip back and forth through them at any time. You aren't confined to simple slides, either – your remote control enables you to include automatic zoom and



**You can jump straight into the My Pictures view from the main menu, accessed by using the remote control.**

**8** Experience more with Microsoft Windows XP Media Center Edition 2005

"I can transfer my photos onto my Portable Media Center, to view on the move."



pan effects to bring a real sense of action.

If you want to add an even greater sense of drama then you can combine your images with the power of the My Music section. You can easily skip in and set a slide show running while you've got your music playing, making for a pleasingly personal alternative to the standard visualisations for audio; helpfully, the album cover and title remains on-screen throughout.

This is an excellent feature, made all the more so for the fact that you can take it right off the Media Center screen and into your pocket, with a Portable Media Center (available separately). Simply

plug in the handheld device and you can then quickly copy your photos across using the Media Center remote.

If you have more ambitious plans for your photographs, however, then you will have to reach for the keyboard and mouse; switching out of the Media Center interface enables you to access the advanced productivity features of Windows XP. Here you can launch the fully featured image-editing programs that you'd expect to find on a normal computer, and so unleash your creativity on your images and tweak them to perfection – turn to page 14 for more details.

**COMING UP NEXT: Advice on watching live TV and movies**

## Online Spotlight



Once you've used the features of Media Center to make your photos look fantastic, you'll probably want a hard copy for posterity. New photo services coming to the Online Spotlight will enable you to send your shots direct to an online processing lab, with your chosen prints sent straight back to you. The services aren't available in the UK yet, but they should be even easier than printing out your images yourself.\*

\*Where relevant, ensure you have permission from the copyright owner  
\*\*CD or DVD-burning feature may vary by PC manufacturer



*Find Online Spotlight from the main menu!*



Tip! The Electronic Program Guide can update automatically

## ➔ My TV, My Movies and playing DVDs

Take control of your TV and film viewing by using your PC to plan your viewing, pause live TV, or record it to hard drive or DVD

### NOW YOU CAN...

- ➔ Watch TV on your computer\*
- ➔ Pause and record live television\*
- ➔ Search online programme listings quickly

You might think that your current television does a good enough job already, but that will change from the moment you see a Media Center. Most Media Center PCs come with a TV-out connection so that you can plug it in to a separate display – but they can do a whole lot more than simply showing TV. If you already have a Sky or cable service then you can connect it straight away, but even for terrestrial television Media Center gives

you a regularly-updated Program Guide; this automatically tunes you in to the local channels and gives you a list of what's on. You can browse 14 days' worth of local listings, and then set your system to record them simply by selecting a programme and hitting the Record button: once to record a single programme, or twice to record the whole series.

That's all you need to do – Media Center will monitor the display time, tell you if a



**"I love being able to put live TV on pause when the phone rings."**

10 Experience more with Microsoft Windows XP Media Center Edition 2005

# Online Spotlight

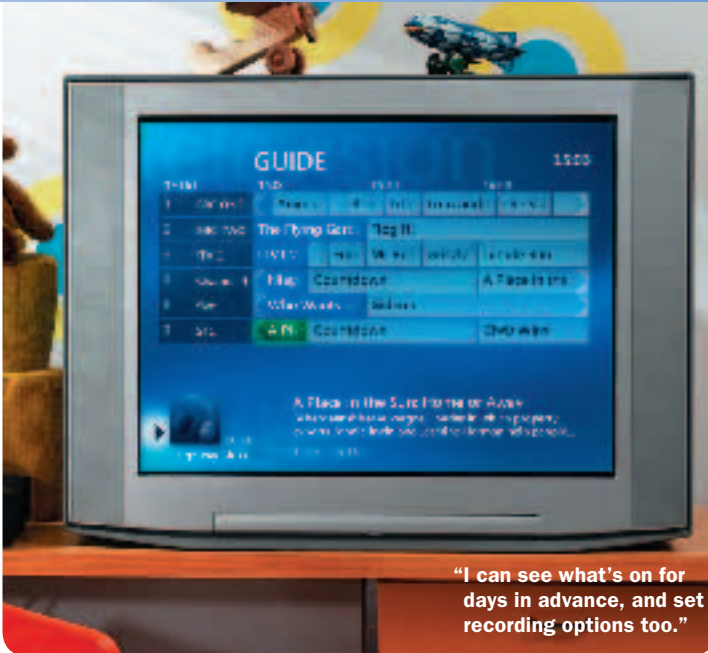
Renting out a video from your local shop may be nothing new, but a Media Center PC does away with one previously essential element: the video itself. If you have a broadband internet connection, you can download movies straight to your hard drive, using one of the online services in the Online Spotlight.

In practice, it's not all that different from renting out a normal video or DVD. There are security features built in – Microsoft's new Digital Rights Management technology protects your downloads so they can't be shared, and when the rental period is up they can no longer be played.

\*TV and DVD-burning features may vary by manufacturer



*Find Online Spotlight from the main menu!*



**"I can see what's on for days in advance, and set recording options too."**

programme is delayed or cancelled, and will even quietly awake from standby to record it. Even better, you can specify automatic recording, based on category, title, or even the director's name – it's a revelation compared to the whirring, inaccurate VCRs of old. However, it does share a VCR-like convenience: it can record directly to DVD disc\*, so that you can take separate high-quality backups of individual programmes.

Where things get really impressive, though, is via a more impromptu immortalisation of content: while watching live TV, you can simply touch a button to pause it. You can then rewind back through the footage, set up a slow-motion replay, or continue watching as you were before. The saved footage

resides in the media library along with everything else, and can be sorted with the same ruthless efficiency; the advanced search options mean you can find even the most obscure recordings in a flash.

You don't have to worry about finding the time to watch recorded TV, either. If you incorporate a Portable Media Center (available separately – see page 5), you can copy your recorded TV over for viewing wherever and whenever you want to – the bright, clear LCD screen means you can enjoy your favourite programmes in bright and colourful detail absolutely anywhere. Simply connect it up, press a few buttons on the remote control, and Media Center will take care of it for you.

**COMING UP NEXT: Staying in touch with instant messaging**



Tip! Use your remote control to type into the chat window

# ➔ Staying in touch

Chat with friends without disturbing your entertainment experience, thanks to the power of Windows Messenger

## NOW YOU CAN...

- ➔ Stay in touch with your friends while you use your Media Center
- ➔ Discuss TV as you view it\*\*
- ➔ Chat using your remote control

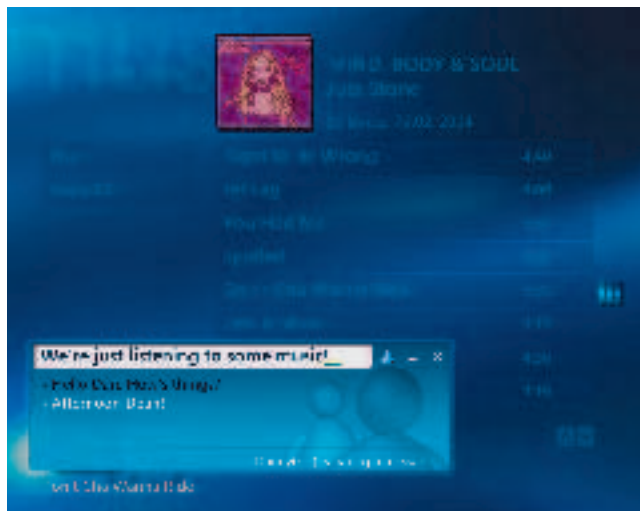
It's always better to watch TV together, but you can't always have friends with you to share your Media Center experience. You can still keep them involved, though – the hugely popular Windows Messenger program is built-in to every Media Center PC, so you can chat with others whenever you're online\*.

Simply sign in from the main menu and you can instantly see who's online and start a conversation – you don't even need to have your keyboard handy, as you can spell out words in a text-message style using your remote control. You needn't interrupt your viewing

experience either: the interface runs in a separate small window, so you can leave your film, television programme or music visualization playing while you talk. If, however, you'd rather enjoy things alone, you can simply select the 'Do Not Disturb' option to show that you're busy and stop the message notification appearing.

If you're a new user, all you'll need is a valid email address. Once registered, you can load up Windows Messenger, add your friends' sign-in names and build a contact list, and even use the MSN service to link it directly to your mobile phone or a Hotmail® email account.

**The Messenger window can reach you whatever you're doing in Media Center, unless it's set to 'Do Not Disturb'.**



**12** Experience more with Microsoft Windows XP Media Center Edition 2005

# ➔ Playing the game

Take a break from reality with the latest in digital entertainment, thanks to the tremendous gaming potential of Windows XP

The entertainment value of your Media Center PC doesn't just extend to music and movies. Thanks to the latest graphics hardware, as well as the robust platform of Windows XP Professional Edition that forms the foundation of every Media Center PC, you can also enjoy the endless distraction of computer gaming.

You can play Windows Solitaire using the remote control in the Media Center

interface – you can download it from the Microsoft website.

Alternatively, you can switch from the Media Center interface into Windows XP, and use your mouse and keyboard to launch into your choice of game. With the power of the system's advanced 3D graphics\* behind you, the possibilities are almost limitless; they range from the slow-paced adventuring of *Myst: Revelations* to the sci-fi battles of *Halo: Combat Evolved\*\**.

## NOW YOU CAN...

- ➔ Relax by playing the latest games
- ➔ Experience fully interactive entertainment
- ➔ Discover the power of gaming with Windows XP



**The stability of Windows XP Professional Edition offers an excellent gaming platform, and there are plenty of titles to try.**

Experience more with Microsoft Windows XP Media Center Edition 2005 **13**



Tip! Get free software from <http://download.microsoft.com>

# → Create your own media marvels

Step out of the Media Center interface and you will discover the creativity opportunities that are available within Windows XP

## NOW YOU CAN...

- Improve your photos quickly and easily
- Edit your videos in Windows XP
- Create your own professional-looking photo slide shows

The great strength of the Windows XP Media Center is that while it adds a remarkable amount to your home entertainment experience, it's still, at heart, a fully fledged PC – built on the robust framework of Windows XP Professional Edition. That means that it can be just as effective at creating content as it is at playing it back, and there's no shortage of programs available that help you to do so.

You've already heard how Windows Media Player 10 can create playlists for your music,

but that's not the only tool built-in to Windows XP. If you're lucky enough to have a digital video camera then you'll undoubtedly need to tidy up your footage before you can put it proudly on display in the My Videos section of Media Center. The latest version of Movie Maker, 2.1, built into Media Center can help: it will automatically break up your footage into editable clips, and you can add filters, transition effects and subtitles to create your own masterpiece.

If you want to go further, then you can do so with ease by



**Edit images in Windows XP, and then step into the Media Center interface to display a slide show set to music.**

## Expand your PC

Expanding the potential of Windows XP is easy. The editing features of Microsoft Photo Premium 10 and Digital Image Suite 10 are available for £30 and £50 respectively – see [www.microsoft.com/uk/homepc/digitalimage](http://www.microsoft.com/uk/homepc/digitalimage) for more details. If you want to experience your digital content on the move with a Portable Media Center, you have a choice of two stylish designs: the Creative Zen Portable Media Center (see <http://uk.europe.creative.com>) and the iRiver

\*Where relevant, please ensure you have permission from the copyright owner  
\*\*DVD-burning features may vary by manufacturer



PMC-140 (see [www.iriver.com/eu](http://www.iriver.com/eu) for details). Other models should arrive soon; look in the same stores as Media Center PCs.

*Enjoy the Media Center experience anywhere!*



**“I can quickly improve my photos on my Media Center PC before sharing them with friends.”**

adding new software features to Windows XP. You can get started with the excellent Microsoft Photo Premium 10 (see the panel on the right for more information) for managing your digital photos. There's also a range of auto-fix tools that enable you to instantly correct problem photos – you can automatically resolve poor exposure, vastly improve low-quality images taken on mobile phones, adjust contrast and colour settings and much more. Once you've got your shot perfect, you can instantly compress it so it's simple to email it to others, or easily display it online\*.

If you want to do even more, there's Digital Image Suite 10, which adds even more features – such as Microsoft Photo Story 2. This enables you to create advanced slide shows

with your own narrative commentary, and film-style credits and subtitles. Again, there's no need to leave your masterpieces trapped on your hard drive – you can burn them to DVD, or a CD\*\* that can be played back in any DVD player.

It makes it easy to go further with your photos, too. You can bring a proper sense of scale to your landscape shots by automatically stitching them together to form panoramic views. If you have plenty of family photos, you can bring order to your archive with comprehensive cataloguing features – again, you can then instantly copy the results onto CD, DVD, or even a Portable Media Center (see right), so you can share them with your friends and family.

**COMING UP NEXT: Experience Media Center PCs for yourself!**

# ➔ Seeing is believing

## Experience Windows XP Media Center Edition today!

You've read all about it, but the best way to see what a Media Center can do for you is to see one in action. There are plenty of different Media Center designs from a range of manufacturers, and you can experience them at the stores below. Please note, only certain models are available in any store, so please contact the store for more information on the models stocked.

### **COMET**

Media Center PCs are available in larger stores, and you can buy direct from the Comet website.

[www.comet.co.uk](http://www.comet.co.uk)

### **MESH**

Mesh Media Center PCs are on show at its showroom in Oxgate Lane, London.

[www.meshcomputers.com](http://www.meshcomputers.com)

### **Micro Anvika**

Micro Anvika has five shops in London, and branches in some Selfridges stores.

[www.microanvika.com](http://www.microanvika.com)

### **Currys**

Currys has over 370 stores in the UK, both in high street and out-of-town locations.

[www.currys.co.uk](http://www.currys.co.uk)

### **Dixons**

With more than 200 stores nationwide, you're sure to find one in your high street.

[www.dixons.co.uk](http://www.dixons.co.uk)

### **PC WORLD**

Over 140 stores nationwide stock Media Center PCs, from a variety of manufacturers.

[www.pcworld.co.uk](http://www.pcworld.co.uk)

### **Evesham**

Evesham sells Media Centers in its 17 branches across the UK, from Bournemouth to Glasgow.

[www.evesham.com](http://www.evesham.com)

### **John Lewis**

Media Center PCs can be found in 31 John Lewis stores in the UK, as well as on its website.

[www.johnlewis.com](http://www.johnlewis.com)

### **TOYS R US**

You can find Media Center PCs in Toys R Us stores, and their website has a wider range available.

[www.toysrus.co.uk](http://www.toysrus.co.uk)



## FIND OUT MORE ONLINE!

On our website you'll find more information on Windows XP Media Center Edition, other designs only available online, and a great web demo of some of the key features. Visit it today at: [www.microsoft.com/uk/windowsxp/mediacenter](http://www.microsoft.com/uk/windowsxp/mediacenter).

Information correct at time of print. Always ensure you have the relevant legal permissions to download, upload, copy, store and/or transfer copyright materials.

© 2004 Microsoft Corporation. All rights reserved. Microsoft, Windows, MSN, Hotmail, the Hotmail logo and the Microsoft logo are either registered trademarks or trademarks of Microsoft Corporation in the United States and/or other countries. Other product and company names mentioned herein may be the trademarks of their respective owners.

**Microsoft®**